

CITY OF COSTA MESA

**Fiscal Year 2010 – 2011
Mid Year Budget Update**

**City Council Study Session
February 8, 2011**

Projected Fiscal Year 2010-11

(in millions)

	<u>FY 10-11</u>
Total Revenues and Transfers In	\$ 91.8
Total Expenditures and Transfers Out	<u>93.2</u>
Net change in Fund Balance	(\$ 1.4)
	<u><u> </u></u>
Total Fund Balance	<u><u>\$ 40.1</u></u>

Reserved - \$15 million (includes RDA Loan)

Unreserved designated - \$25 million (includes Emergency Reserve)

Historical Revenues

(in millions)

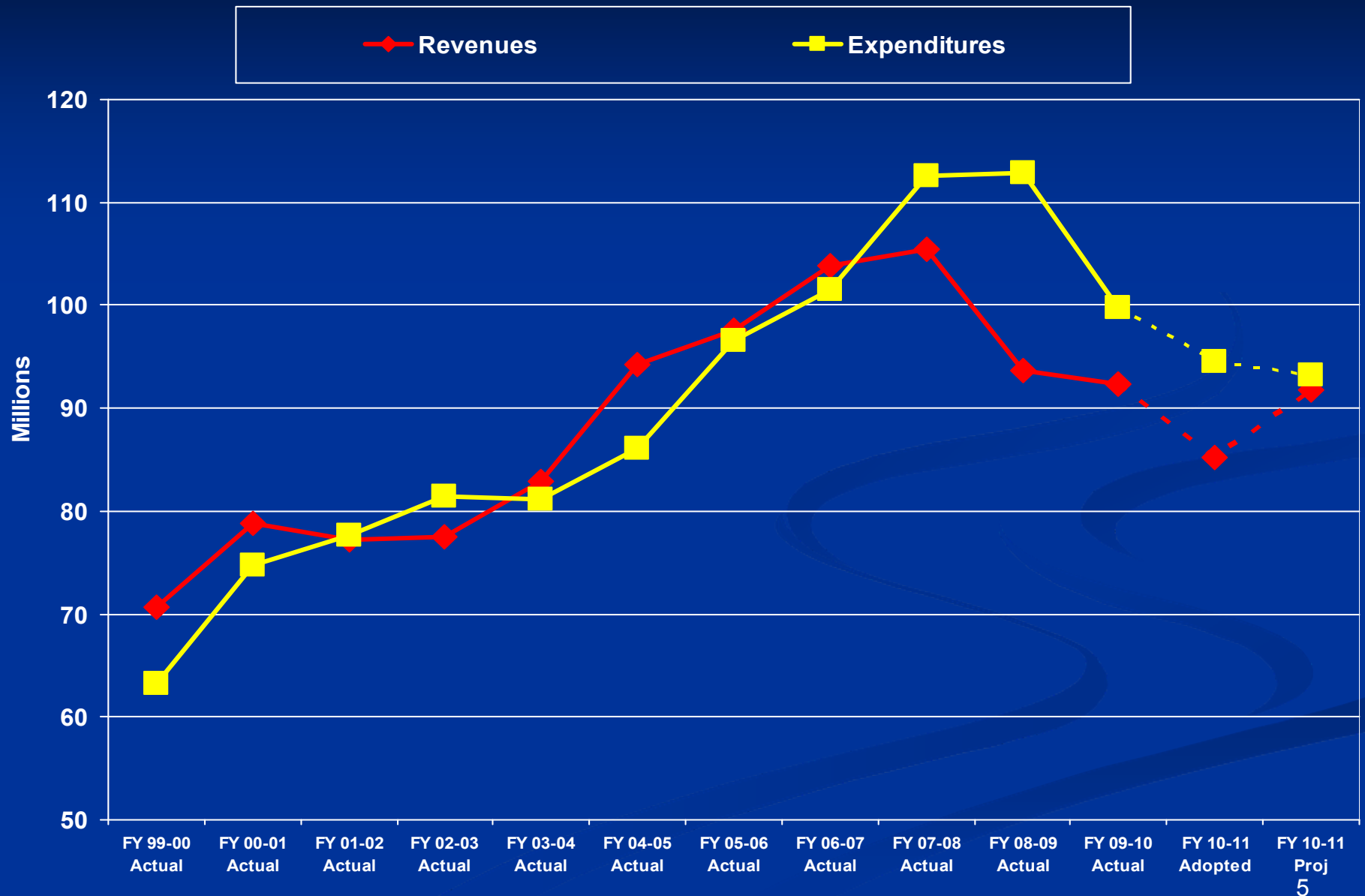
	<u>FY 07-08</u>	<u>FY 08-09</u>	<u>FY 09-10</u>	(Proj) <u>FY 10-11</u>
Total Revs	\$ 103.3	\$ 93.4	\$ 89.5	89.8
Total Trans In	2.1	0.2	2.9	2.0
Total	<u>\$ 105.4</u>	<u>\$ 93.6</u>	<u>\$ 92.4</u>	<u>91.8</u>
Change P/Y	<u>\$ 1.5</u>	<u>(\$ 11.8)</u>	<u>(\$ 1.2)</u>	<u>(\$ 0.6)</u>

Historical Expenditures

(in millions)

	<u>FY 07-08</u>	<u>FY 08-09</u>	<u>FY 09-10</u>	(Proj) <u>FY 10-11</u>
Total Exp	\$ 106.8	\$ 108.0	\$ 94.4	\$ 93.1
Total Trans Out	5.7	5.0	5.4	0.1
Total	<u>\$ 112.5</u>	<u>\$ 113.0</u>	<u>\$ 99.8</u>	<u>93.2</u>
Change P/Y	<u>\$ 11.1</u>	<u>(\$ 0.5)</u>	<u>(\$ 13.2)</u>	<u>(\$ 6.6)</u>

12 Year Historical – Revenues vs. Expenditures

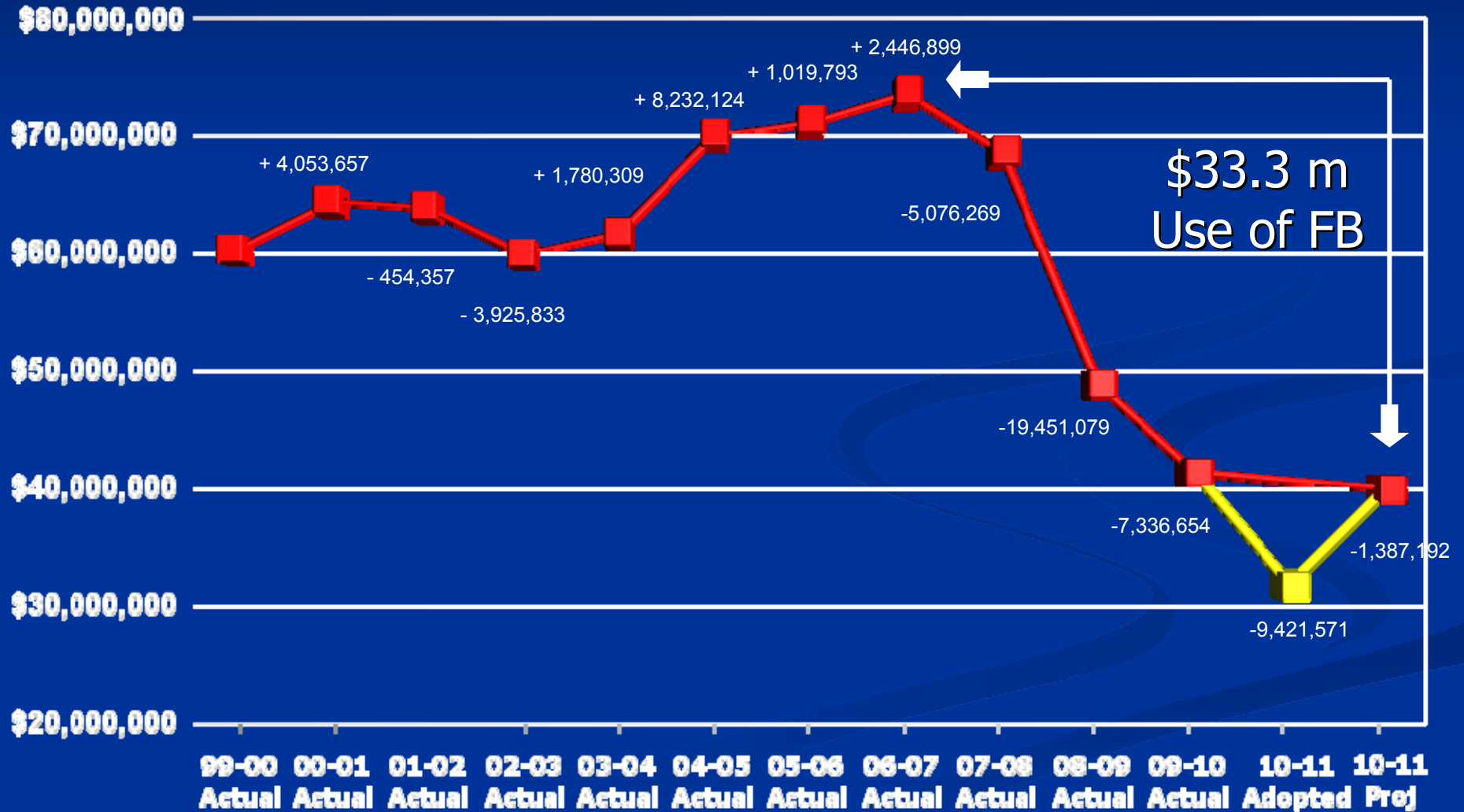


Historical Fund Balance

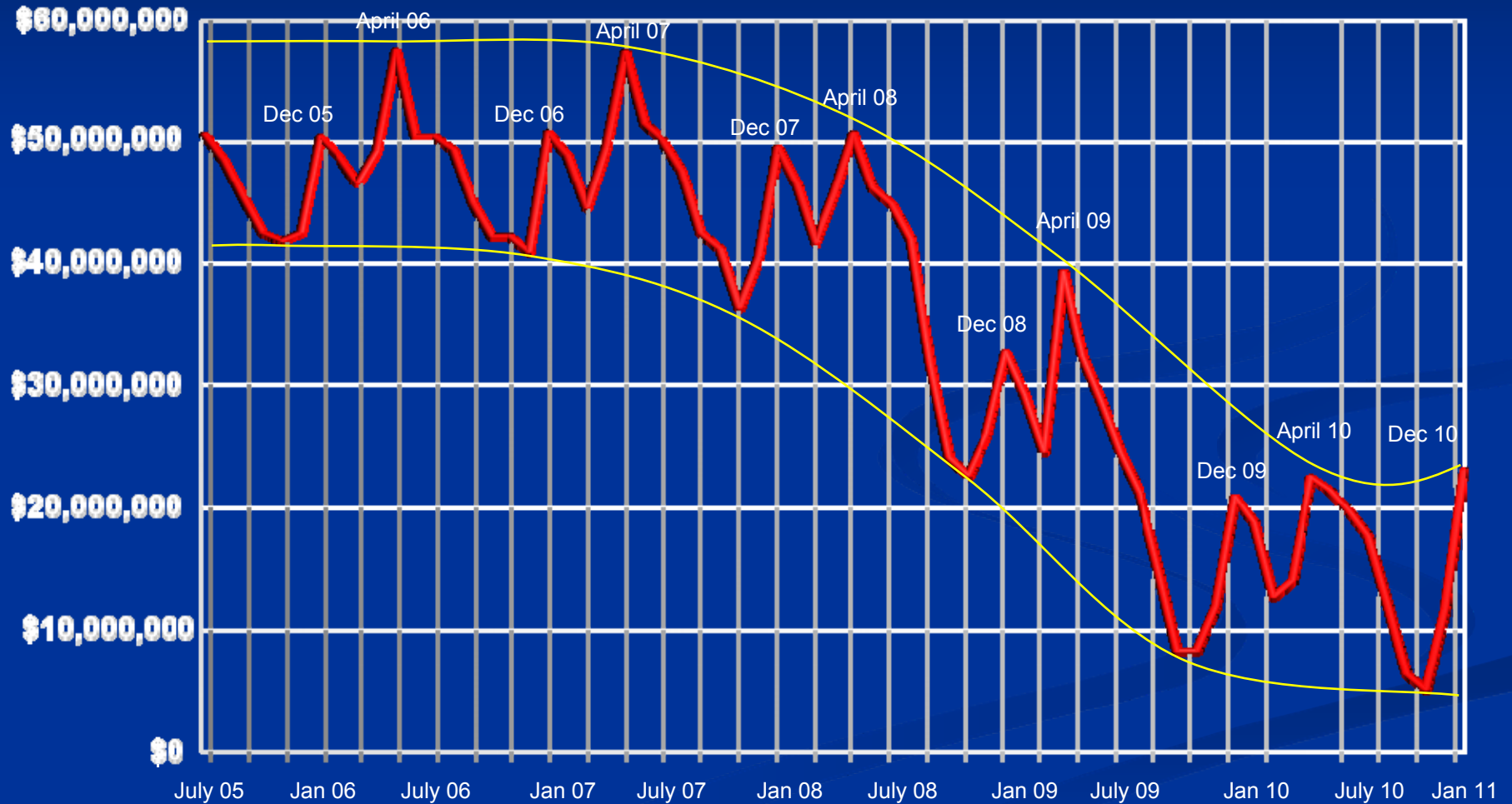
(in millions)

	<u>FY 07-08</u>	<u>FY 08-09</u>	<u>FY 09-10</u>	(Proj) <u>FY 10-11</u>
Total Rev & T.I.	\$ 107.4	\$ 93.6	\$ 92.4	\$ 91.8
Total Exp & T.O.	112.5	113.0	99.8	93.2
Net change in FB	<u>(\$ 5.1)</u>	<u>(\$ 19.4)</u>	<u>(\$ 7.4)</u>	<u>(\$ 1.4)</u>
Total F.B.	<u>\$ 68.3</u>	<u>\$ 48.9</u>	<u>\$ 41.5</u>	<u>\$ 40.1</u>

GENERAL FUND - FUND BALANCE TWELVE YEAR HISTORICAL



GENERAL FUND - CASH BALANCE SIX YEAR HISTORICAL



CITY OF COSTA MESA

Fiscal Year 2010 – 2011 Budget Update

**City Council Study Session
February 8, 2011**